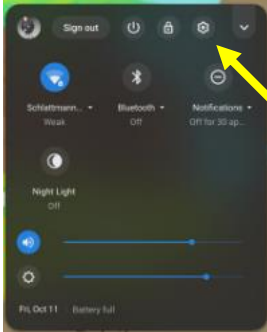
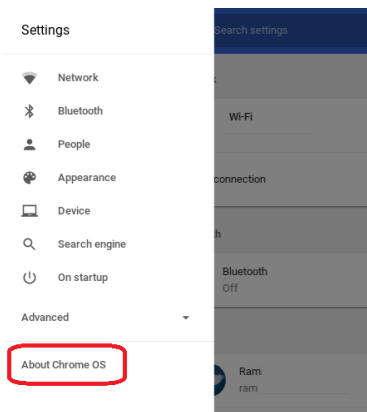


How to complete a Chrome book OS update:

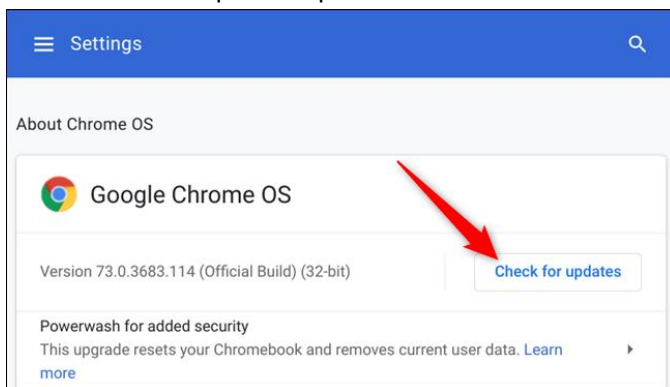
1. Connect your Chrome book to the Internet.
2. Log in to your Chrome book using your STPSB credentials.
Remember your username is your student ID.
3. Click on the time found on the right side of your taskbar.
4. Enter the settings menu using the gear icon.



5. Click on About Chrome OS on the bottom of the left column.



6. Select Check for updates option.



7. Once the update finishes downloading, click Restart.