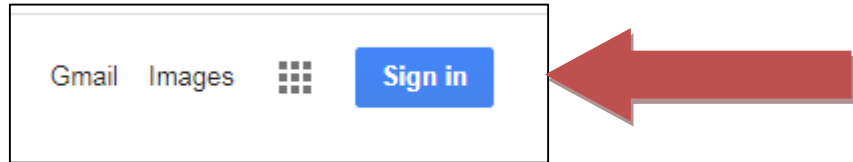
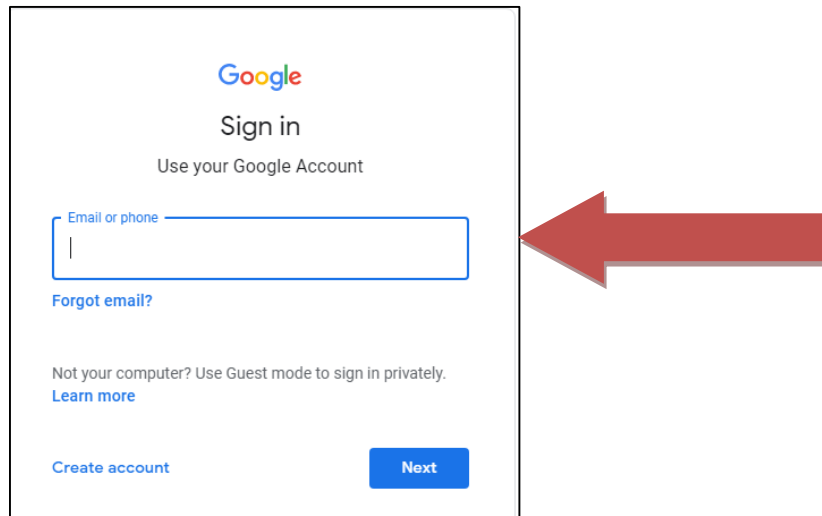


How to Sign in to Your STPSB Google Account without Using Your Chromebook

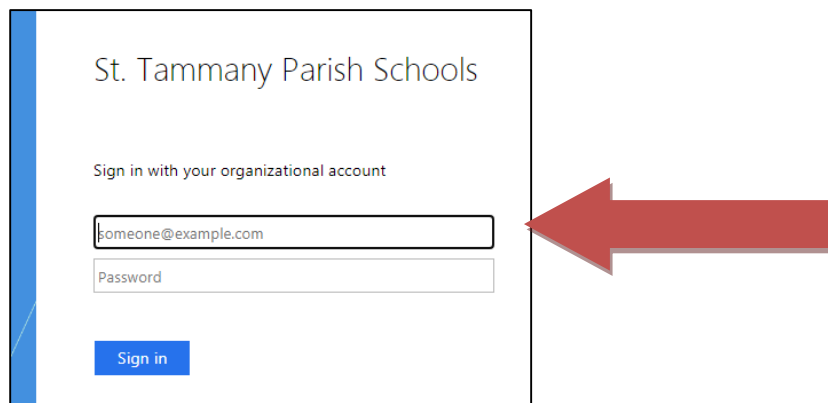
1. In the address bar of your internet browser, type in **google.com** and press enter.
2. Click the **Sign In** button on the top right corner of your screen.



3. Enter your student email address in the email box and click **Next**. Your student email address is studentID#@student.stpsb.org.



4. Sign in to your STPSB account using your **STPSB Username** (Student ID) and **Password**.



5. Verify that the email address is yours. Then, accept the user agreement.